




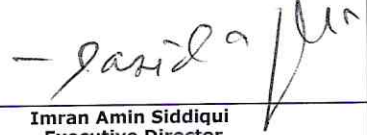



Reviewed Standalone Financial Results for the Quarter ended June 30, 2023

Sl. No.	Particulars	Quarter ended			Year ended
		30.06.2023	31.03.2023	30.06.2022	31.03.2023
		(Reviewed)	(Audited)	(Reviewed)	(Audited)
1	Interest earned (a)+(b)+(c)+(d)	13 049.41	12 244.42	10 153.66	44 942.21
	(a) Interest/ discount on advances/ bills	9 603.41	8 850.24	7 105.05	31 941.15
	(b) Income on investments	3 085.87	3 066.23	2 767.14	11 647.17
	(c) Interest on balances with Reserve Bank of India and other inter bank funds	268.21	221.67	229.29	877.53
	(d) Others	91.92	106.28	52.18	476.36
2	Other Income	1 709.58	1 993.87	1 604.63	7 143.06
3	Total Income (1+2)	14 758.99	14 238.29	11 758.29	52 085.27
4	Interest Expended	7 345.90	6 736.10	5 619.68	24 716.75
5	Operating Expenses (a) + (b)	3 278.44	3 486.62	2 574.23	12 097.90
	(a) Employees cost	2 118.59	2 219.89	1 539.29	7 527.23
	(b) Other Operating expenses	1 159.85	1 266.73	1 034.94	4 570.67
6	Total Expenditure (4+5) (excluding provisions and contingencies)	10 624.34	10 222.72	8 193.91	36 814.65
7	Operating Profit (3-6) (Profit before Provisions and Contingencies)	4 134.65	4 015.57	3 564.38	15 270.62
8	Provisions (other than tax) and Contingencies	1 740.64	2 563.00	2 218.93	9 356.21
	of which provisions for Non-Performing Assets	929.90	1 039.87	2 002.15	6 516.22
9	Exceptional items	0.00	0.00	0.00	0.00
10	Profit from ordinary activities before tax (7-8-9)	2 394.01	1 452.57	1 345.45	5 914.41
11	Provision for Taxes (Tax expenses/ (reversal))	685.18	5.29	132.01	632.71
12	Net Profit from Ordinary Activities after tax (10-11)	1 708.83	1 447.28	1 213.44	5 281.70
13	Extraordinary items (net of tax expense)	0.00	0.00	0.00	0.00
14	Net Profit for the period (12-13)	1 708.83	1 447.28	1 213.44	5 281.70
15	Paid-up equity share capital (Face Value of each share - Rs.10/-)	1 245.44	1 245.44	1 245.44	1 245.44
16	Reserves excluding Revaluation Reserves (as per balance sheet of previous accounting year)	40 620.42	40 620.42	36 252.34	40 620.42
17	Analytical Ratios				
	(i) Percentage of shares held by Government of India	79.86%	79.86%	79.86%	79.86%
	(ii) Capital Adequacy Ratio (Basel III)	15.78%	16.49%	16.51%	16.49%
	(a) Common Equity Tier (CET) 1 Ratio	12.31%	12.89%	12.53%	12.89%
	(b) Additional Tier 1 Ratio	0.57%	0.59%	0.64%	0.59%
	(iii) Earnings Per Share (Rs.) (Face Value of each share - Rs.10/-)				
	(a) Basic and diluted EPS before Extraordinary items (net of tax expenses) for the period, for the year to date and for the previous year	*13.72	*11.62	*9.74	42.41
	(b) Basic and diluted EPS after Extraordinary items for the period, for the year to date and for the previous year	*13.72	*11.62	*9.74	42.41



Reviewed Standalone Financial Results for the Quarter ended June 30, 2023

Sl. No.	Particulars	Quarter ended			(Rs. in Crores)	
		30.06.2023	31.03.2023	30.06.2022	Year ended	
		(Reviewed)	(Audited)	(Reviewed)	31.03.2023	(Audited)
	(iv) NPA Ratios:					
	(a) Amount of gross non-performing assets	26 226.92	28 179.53	34 573.34	28 179.53	
	(b) Amount of net non-performing assets	3 197.55	4 043.07	8 470.72	4 043.07	
	(c) % of Gross NPAs	5.47	5.95	8.13	5.95	
	(d) % of Net NPAs	0.70	0.90	2.12	0.90	
	(v) Return on Assets (average) (annualised %)	0.95	0.82	0.73	0.77	
	(vi) Debt Equity Ratio **	0.40	0.43	0.41	0.43	
	(vii) Total Debt to Total Assets (%) ***	2.81	3.11	3.08	3.11	
	(viii) Capital Redemption Reserve/ Debenture Redemption Reserve	NIL	NIL	NIL	NIL	
	(ix) Outstanding Redeemable Preference Shares	NIL	NIL	NIL	NIL	
	(x) Networkth	39 028.73	37 431.30	34 826.27	37 431.30	
	(xi) Operating Profit Margin (%)	28.01	28.20	30.31	29.32	
	(xii) Net Profit Margin (%)	11.58	10.16	10.32	10.14	
	* Not annualised					
	** Debt represents borrowing with residual maturity of more than one year					
	*** Total Debt represents total borrowings of the Bank					
	Note: Figures of previous periods have been regrouped/reclassified wherever considered necessary to conform to current period classification					
						
	Paramita Basu Asst. General Manager	Neelmani Bhardwaj Deputy General Manager	Sunil Jain General Manager - CFO			
						
	Ashutosh Choudhury Executive Director	Mahesh Kumar Bajaj Executive Director	Imran Amin Siddiqui Executive Director			
						
	S L Jain Managing Director & CEO					
	Place : Chennai Date : 27.07.2023					

