




Reviewed Standalone Segment Wise Results for the Quarter ended June 30, 2022

| Particulars | Quarter Ended | | | Year ended |
|--|--------------------------|---|--------------------------|-------------------------------------|
| | 30.06.2022 (Reviewed) | 31.03.2022 (Audited) | 30.06.2021 (Reviewed) | 31.03.2022 (Audited) |
| (Rs. in Crores) | | | | |
| Part A. Business Segments | | | | |
| I. Segment Revenue | | | | |
| (a) Treasury Operations | 3 235.43 | 3 535.20 | 3 545.96 | 13 767.26 |
| (b) Corporate / Wholesale Banking | 4 188.59 | 3 851.50 | 4 167.09 | 16 082.40 |
| (c) Retail Banking | 4 221.23 | 3 848.11 | 3 654.08 | 15 415.12 |
| (d) Other Banking operations | 113.04 | 170.36 | 82.14 | 506.89 |
| Total | 11 758.29 | 11 405.17 | 11 444.27 | 45 771.67 |
| Less : Inter segment Revenue | 0.00 | 0.00 | 0.00 | 0.00 |
| Income from operations | 11 758.29 | 11 405.17 | 11 444.27 | 45 771.67 |
| II. Segment Results- Profit before tax | | | | |
| (a) Treasury Operations | 1 419.74 | 1 645.21 | 1 706.88 | 6 355.67 |
| (b) Corporate / Wholesale Banking | 1 038.38 | 483.85 | 685.22 | 3 079.29 |
| (c) Retail Banking | 1 037.10 | 488.28 | 773.97 | 2 938.78 |
| (d) Other Banking Operations | 69.16 | 120.24 | 49.78 | 343.16 |
| Total | 3 564.38 | 2 737.58 | 3 415.85 | 12 716.90 |
| Add : (i) Other Un-allocable Income | 0.00 | 0.00 | 0.00 | 0.00 |
| (ii) Exceptional Item | 0.00 | 0.00 | 0.00 | 0.00 |
| Less : Other Un-allocated Expenditure (includes Provision & contingencies) | 2 218.93 | 1 913.89 | 2 558.57 | 9 512.67 |
| III.Total Profit Before Tax | 1 345.45 | 823.69 | 857.28 | 3 204.23 |
| Less : Provisions for taxation | 132.01 | (160.56) | (324.38) | (740.59) |
| IV.Profit after tax | 1 213.44 | 984.25 | 1 181.66 | 3 944.82 |
| V.Other Information | | | | |
| Segment Assets | | | | |
| (a) Treasury Operations | 2 22 572.85 | 2 40 001.83 | 2 09 626.03 | 2 40 001.83 |
| (b) Corporate Banking | 2 15 223.07 | 2 15 377.81 | 2 13 723.28 | 2 15 377.81 |
| (c) Retail Banking | 2 16 105.01 | 2 06 008.16 | 1 86 761.01 | 2 06 008.16 |
| (d) Other Banking Operations | 0.00 | 0.00 | 0.00 | 0.00 |
| (e) Unallocated Corporate Assets | 10 158.01 | 10 280.25 | 9 814.28 | 10 280.25 |
| Total | 6 64 058.94 | 6 71 668.05 | 6 19 924.60 | 6 71 668.05 |
| Segment Liabilities | | | | |
| (a) Treasury Operations | 2 07 514.24 | 2 24 383.64 | 1 95 670.01 | 2 24 383.64 |
| (b) Corporate Banking | 2 00 661.72 | 2 01 362.03 | 1 99 494.49 | 2 01 362.03 |
| (c) Retail Banking | 2 01 483.99 | 1 92 602.11 | 1 74 327.25 | 1 92 602.11 |
| (d) Other Banking Operations | 0.00 | 0.00 | 0.00 | 0.00 |
| (e) Unallocated Corporate Liabilities | 9 470.75 | 9 611.47 | 9 160.89 | 9 611.47 |
| (f) Capital, Reserves and Surplus | 44 928.24 | 43 708.80 | 41 271.96 | 43 708.80 |
| Total | 6 64 058.94 | 6 71 668.05 | 6 19 924.60 | 6 71 668.05 |
| VI.Capital Employed | | | | |
| (Segment Assets - Segment Liabilities) | | | | |
| (a) Treasury Operations | 15 058.61 | 15 618.19 | 13 956.02 | 15 618.19 |
| (b) Corporate / Wholesale Banking | 14 561.35 | 14 015.78 | 14 228.79 | 14 015.78 |
| (c) Retail Banking | 14 621.02 | 13 406.05 | 12 433.76 | 13 406.05 |
| (d) Other Banking Operations | 0.00 | 0.00 | 0.00 | 0.00 |
| (e) Unallocated | 687.26 | 668.78 | 653.39 | 668.78 |
| Total | 44 928.24 | 43 708.80 | 41 271.96 | 43 708.80 |
| Part B - Geographic Segments | | | | |
| I. Revenue | | | | |
| a) Domestic Operations | 11 650.89 | 11 324.30 | 11 363.36 | 45 463.98 |
| b) Foreign Operations | 107.40 | 80.87 | 80.91 | 307.69 |
| Total | 11 758.29 | 11 405.17 | 11 444.27 | 45 771.67 |
| II. Assets | | | | |
| a) Domestic Operations | 6 36 330.80 | 6 49 993.31 | 6 05 918.22 | 6 49 993.31 |
| b) Foreign Operations | 27 728.14 | 21 674.74 | 14 006.38 | 21 674.74 |
| Total | 6 64 058.94 | 6 71 668.05 | 6 19 924.60 | 6 71 668.05 |
| Notes : 1. Segment Revenue and expenses have been apportioned on the basis of Segment assets, wherever direct allocation is not possible. | | | | |
| 2. Figures of the previous period have been regrouped wherever considered necessary to conform to current period classification. | | | | |
|    | | | | |
| Ashwani Kumar Executive Director | | Imran Amin Siddiqui Executive Director | | S L Jain Managing Director & CEO |
| Place : Chennai Date : 30.07.2022 | | | | |

