





Reviewed Consolidated Financial Results for the Quarter / Nine Months ended December 31, 2021

(Rs. in Crore)

Sl. No.	Particulars	Quarter Ended			Nine Month Ended		Year Ended
		31.12.2021 (Reviewed)	30.09.2021 (Reviewed)	31.12.2020 (Reviewed)	31.12.2021 (Reviewed)	31.12.2020 (Reviewed)	31.03.2021 (Audited)
1	Interest earned (a) +(b) + (c) +(d)	9 927.36	9 476.10	10 026.99	29 027.15	30 209.26	39 108.08
	(a) Interest/ discount on advances/ bills	6 859.63	6 668.70	7 132.98	20 292.95	21 430.15	27 454.67
	(b) Income on investments	2 799.58	2 645.70	2 808.64	8 217.15	8 378.27	11 170.35
	(c) Interest on balances with Reserve Bank of India and other inter bank funds	258.02	149.86	68.80	481.45	348.56	425.71
	(d) Others	10.13	11.84	16.57	35.60	52.28	57.35
2	Other Income	1 718.46	2 037.60	1 290.87	5 684.97	4 448.46	6 111.40
3	Total Income (1 + 2)	11 645.82	11 513.70	11 317.86	34 712.12	34 657.72	45 219.48
4	Interest Expended	5 530.17	5 391.50	5 711.44	16 551.57	17 869.31	23 438.80
5	Operating Expenses (a) + (b)	2 808.69	2 835.29	2 745.69	8 131.69	8 152.83	10 789.28
	(a) Employees cost	1 578.17	1 723.69	1 579.66	4 777.68	4 998.39	6 411.62
	(b) Other Operating expenses	1 230.52	1 111.60	1 166.03	3 354.01	3 154.44	4 377.66
6	Total Expenditure (4+5) (excluding provisions and contingencies)	8 338.86	8 226.79	8 457.13	24 683.26	26 022.14	34 228.08
7	Operating Profit (3-6) (Profit before Provisions and Contingencies)	3 306.96	3 286.91	2 860.73	10 028.86	8 635.58	10 991.40
8	Provisions (other than tax) and Contingencies of which provisions for Non-Performing Assets	2 493.03	2 549.45	2 060.88	7 601.02	6 471.36	8 066.06
		2 438.45	2 215.89	738.02	6 400.95	4 448.17	7 318.39
9	Exceptional items	0.00	.00	.00	.00	.00	.00
10	Profit from ordinary activities before tax (7-8-9)	813.93	737.46	799.85	2 427.84	2 164.22	2 925.34
11	Provision for Taxes (Tax Expenses/(Reversal))	109.75	(359.11)	273.53	(568.72)	829.18	(90.38)
12	Net Profit from Ordinary Activities after tax and before Minority Interest (10-11)	704.18	1 096.57	526.32	2 996.56	1 335.04	3 015.72
13	Extraordinary items (net of tax expense)	0.00	.00	.00	.00	.00	.00
14	Net Profit for the period and before Minority Interest(12-13)	704.18	1 096.57	526.32	2 996.56	1 335.04	3 015.72
15	Share of earning in Associates (RRBs)	28.45	30.04	9.15	122.96	89.96	134.86
16	Minority Interest	1.05	0.50	0.56	2.03	1.23	1.43
17	Net Profit for the period (after Minority Interest) (14+15-16)	731.58	1 126.11	534.91	3 117.49	1 423.77	3 149.15
18	Paid-up equity share capital (Face Value of each share - Rs.10/-)	1 245.44	1 245.44	1 129.37	1 245.44	1 129.37	1 129.37
19	Reserves excluding Revaluation Reserves (as per balance sheet of previous accounting year)	32 573.73	32 573.73	19 170.93	32 573.73	19 170.93	32 573.73
20	Analytical Ratios						
	(i) Percentage of shares held by Government of India	79.86%	79.86%	88.06%	79.86%	88.06%	88.06%
	(ii) Capital Adequacy Ratio (Basel III)	15.75%	16.14%	14.33%	15.75%	14.33%	16.02%
	(a) Common Equity Tier (CET) 1 Ratio	11.66%	11.95%	10.62%	11.66%	10.62%	11.59%
	(b) Additional Tier 1 Ratio	0.65%	0.66%	0.83%	0.65%	0.83%	0.66%
	(iii) Earnings Per Share (Rs.) (Face Value of each share - Rs.10/-)						
	(a) Basic and diluted EPS before Extraordinary items (net of tax expenses) for the period, for the year to date and for the previous year	**5.87	**9.04	**4.74	**25.77	**12.61	27.88
	(b) Basic and diluted EPS after Extraordinary Items for the period, for the year to date and for the previous year	**5.87	**9.04	**4.74	**25.77	**12.61	27.88
	(iv) NPA Ratios:						
	(a) Amount of gross non-performing assets	36 562.65	36 910.54	35 261.58	36 562.65	35 261.58	38 479.50
	(b) Amount of net non-performing assets	10 154.90	11 749.17	8 537.48	10 154.90	8 537.48	12 271.13
	(c) % of Gross NPAs	9.13	9.57	9.05	9.13	9.05	9.86
	(d) % of Net NPAs	2.72	3.26	2.35	2.72	2.35	3.37
	(v) Return on Assets (average) (annualised %)	0.45	0.71	0.36	0.65	0.32	0.53
	** Not annualised						

Note: Figures of previous periods have been regrouped/ reclassified wherever considered necessary to confirm to current period classification

Ashwani Kumar Executive Director
Imran Amin Siddiqui Executive Director
Shenvy Vishwanath V Executive Director
Shanti Lal Jain Managing Director & CEO

Place : Chennai
Date : 07.02.2022

