



Reviewed Standalone Segment Wise Results for the Quarter/Half Year ended September 30, 2021


(Rs In Lakhs)


Particulars	Quarter ended			Half Year Ended		Year Ended
	30.09.2021 (Reviewed)	30.06.2021 (Reviewed)	30.09.2020 (Reviewed)	30.09.2021 (Reviewed)	30.09.2020 (Reviewed)	31.03.2021 (Audited)
Part A. Business Segments						
I. Segment Revenue						
(a) Treasury Operations	3 28 068.90	3 53 078.24	3 51 672.81	6 81 147.14	7 16 554.54	13 57 327.29
(b) Corporate / Wholesale Banking	4 06 962.30	4 17 017.10	4 32 834.32	8 23 979.40	8 61 330.22	17 70 842.23
(c) Retail Banking	3 97 403.51	3 66 118.40	3 66 850.76	7 63 521.91	7 11 106.09	13 02 161.75
(d) Other Banking operations	11 607.20	8 213.74	10 232.92	19 820.94	21 310.28	45 266.34
Total	11 44 041.91	11 44 427.48	11 61 590.81	22 88 469.39	23 10 301.13	44 75 597.61
Less : Inter segment Revenue	0.00	0.00	0.00	0.00	0.00	0.00
Income from operations	11 44 041.91	11 44 427.48	11 61 590.81	22 88 469.39	23 10 301.13	44 75 597.61
II. Segment Results- Profit before tax						
(a) Treasury Operations	1 49 252.88	1 69 169.94	1 41 759.55	3 18 422.82	2 98 761.17	5 77 549.89
(b) Corporate / Wholesale Banking	86 389.52	89 329.58	79 760.85	1 75 719.10	1 44 440.04	2 84 303.12
(c) Retail Banking	84 375.94	78 107.48	67 255.65	1 62 483.42	1 18 378.37	2 08 426.01
(d) Other Banking Operations	7 531.14	4 978.06	5 398.10	12 509.20	11 968.09	26 379.41
Total	3 27 549.48	3 41 585.06	2 94 174.15	6 69 134.54	5 73 547.67	10 96 658.43
Add : (i) Other Un-allocable Income	0.00	0.00	0.00	0.00	0.00	0.00
(ii) Exceptional item	0.00	0.00	0.00	0.00	0.00	0.00
Less : Other Un-allocated Expenditure (includes Provision & contingencies)	2 54 715.30	2 55 857.35	2 23 090.76	5 10 572.65	4 41 041.96	8 06 100.43
III.Total Profit Before Tax	72 834.18	85 727.71	71 083.39	1 58 561.89	1 32 505.71	2 90 558.00
Less : Provisions for taxation	(36 083.16)	(32 438.30)	29 855.09	(68 521.46)	54 351.19	(9 909.77)
IV.Profit after tax	1 08 917.34	1 18 166.01	41 228.30	2 27 083.35	78 154.52	3 00 467.77
V.Other Information						
Segment Assets						
(a) Treasury Operations	2 31 81 901.39	2 13 08 060.14	2 05 57 356.70	2 31 81 901.39	2 05 57 356.70	2 11 87 664.88
(b) Corporate Banking	2 08 49 925.85	2 12 81 337.37	2 03 29 565.38	2 08 49 925.85	2 03 29 565.38	2 33 40 874.49
(c) Retail Banking	1 92 72 156.72	1 85 96 056.92	1 66 74 582.30	1 92 72 156.72	1 66 74 582.30	1 71 24 987.20
(d) Other Banking Operations	0.00	0.00	0.00	0.00	0.00	0.00
(e) Unallocated Corporate Assets	10 18 722.08	9 81 428.09	9 26 512.21	10 18 722.08	9 26 512.21	9 46 975.42
Total	6 43 22 706.04	6 21 66 882.52	5 84 88 016.59	6 43 22 706.04	5 84 88 016.59	6 26 00 501.99
Segment Liabilities						
(a) Treasury Operations	2 16 56 321.60	1 98 93 439.59	1 92 76 155.07	2 16 56 321.60	1 92 76 155.07	1 98 87 580.39
(b) Corporate Banking	1 94 77 811.24	1 98 68 490.92	1 90 62 560.45	1 94 77 811.24	1 90 62 560.45	2 19 08 668.11
(c) Retail Banking	1 80 03 873.66	1 73 61 483.52	1 56 35 367.85	1 80 03 873.66	1 56 35 367.85	1 60 74 190.41
(d) Other Banking Operations	0.00	0.00	0.00	0.00	0.00	0.00
(e) Unallocated Corporate Liabilities	9 51 680.93	9 16 272.07	8 68 768.94	9 51 680.93	8 68 768.94	8 88 868.59
(f) Capital,Reserves and Surplus	42 33 018.61	41 27 196.42	36 45 164.28	42 33 018.61	36 45 164.28	38 41 194.49
Total	6 43 22 706.04	6 21 66 882.52	5 84 88 016.59	6 43 22 706.04	5 84 88 016.59	6 26 00 501.99
VI.Capital Employed						
(Segment Assets - Segment Liabilities)						
(a) Treasury Operations	15 25 579.79	14 14 620.55	12 81 201.63	15 25 579.79	12 81 201.63	13 00 084.49
(b) Corporate / Wholesale Banking	13 72 114.61	14 12 846.45	12 67 004.93	13 72 114.61	12 67 004.93	14 32 206.38
(c) Retail Banking	12 68 283.06	12 34 573.40	10 39 214.45	12 68 283.06	10 39 214.45	10 50 796.79
(d) Other Banking Operations	0.00	0.00	0.00	0.00	0.00	0.00
(e) Unallocated	67 041.15	65 156.02	57 743.27	67 041.15	57 743.27	58 106.83
Total	42 33 018.61	41 27 196.42	36 45 164.28	42 33 018.61	36 45 164.28	38 41 194.49
Part B - Geographic Segments						
I. Revenue						
a) Domestic Operations	11 36 919.75	11 36 336.50	11 53 578.89	22 73 256.25	22 92 781.24	44 42 872.19
b) Foreign Operations	7 122.16	8 090.98	8 011.92	15 213.14	17 519.89	32 725.42
Total	11 44 041.91	11 44 427.48	11 61 590.81	22 88 469.39	23 10 301.13	44 75 597.61
II. Assets						
a) Domestic Operations	6 29 61 625.67	6 07 66 244.64	5 71 85 642.25	6 29 61 625.67	5 71 85 642.25	6 11 58 718.28
b) Foreign Operations	13 61 080.37	14 00 637.88	13 02 374.34	13 61 080.37	13 02 374.34	14 41 783.71
Total	6 43 22 706.04	6 21 66 882.52	5 84 88 016.59	6 43 22 706.04	5 84 88 016.59	6 26 00 501.99

Notes : 1. Segment Revenue and expenses have been apportioned on the basis of Segment assets, wherever direct allocation is not possible.
 2. Figures of the previous period have been regrouped wherever considered necessary to conform to current period classification.


Ashwani Kumar
 Executive Director


Imran Amin Siddiqui
 Executive Director


Shrey Vishwanath V
 Executive Director


Shanti Lal Jain
 Managing Director & CEO

Place : Chennai
 Date : 28.10.2021

